


# Venefit™

Targeted Endovenous Therapy

Formerly known as the VNUS Closure™ procedure.

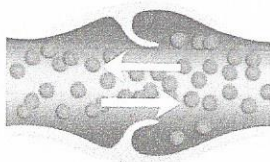
## UNDERSTANDING VENOUS REFLUX DISEASE

Healthy leg veins contain valves that open and close to assist the return of blood to the heart. Venous reflux disease develops when these valves become dysfunctional and allow retrograde blood flow by incomplete valve closure.



Healthy Vein Valves & Correct Blood Flow

- Risk factors for venous insufficiency<sup>3</sup>:
- Age
  - Gender
  - Obesity
  - Family history
  - Prolonged standing
  - Multiple pregnancies
  - Heavy-lifting



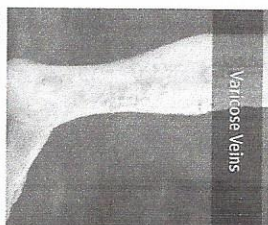
Damaged Vein Valve & Retrograde Blood Flow

**INDICATIONS:** The ClosureFast™ catheter is intended for endovascular coagulation of blood vessels in patients with superficial venous reflux. **CONTRAINDICATIONS:** Patients with thrombus in the vein segment to be treated. Caution: The vein wall may be thinner in an aneurysmal segment. To effectively occlude a vein with an aneurysmal segment, additional tumescent infiltration may be needed over the aneurysmal segment, and the treatment of the vein should include segments proximal and distal to the aneurysmal segment. Caution: No data exists regarding the use of this catheter in patients with documented peripheral arterial disease. The same care should be taken in the treatment of patients with significant peripheral arterial disease as would be taken with a traditional vein ligation and stripping procedure. **POTENTIAL RISKS & COMPLICATIONS:** Potential complications include, but are not limited to, the following: vessel perforation, thrombosis, pulmonary embolism, phlebitis, infection, adjacent nerve injury, skin burn, hematoma or discoloration.


## VENOUS REFLUX DISEASE IS PROGRESSIVE — SYMPTOMS CAN WORSEN OVER TIME IF LEFT UNTREATED.

Your patients who suffer from venous disease may present symptoms of<sup>4</sup>:

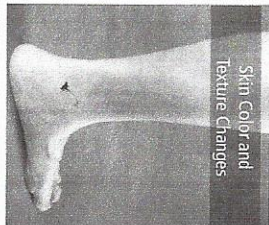
- Varicose veins
- Restless legs
- Heaviness and fatigue
- Leg or ankle swelling
- Pain, aching, or cramping
- Burning or itching of the skin
- Skin changes
- Ulcers



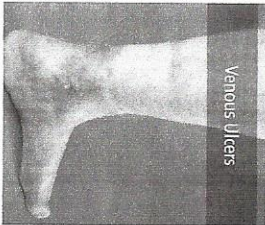
Varicose Veins



Swelling and Skin Discoloration



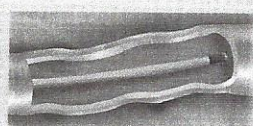
Skin Color and Texture Changes



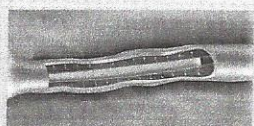
Venous Ulcers

## ABOUT THE VENEFIT™ PROCEDURE


The Venefit procedure is a minimally invasive procedure that treats varicose veins and their underlying cause, venous reflux, with little or no pain and can be performed on an outpatient basis using local anesthetic. With ultrasound, the ClosureFast™ catheter is positioned into the diseased vein through a small opening in the skin. The tiny catheter powered by radiofrequency (RF) energy delivers controlled heat to the vein wall causing the collagen in the wall to shrink and the vein to close. Once the diseased vein is closed, blood will re-route itself to healthy veins. The average patient typically resumes normal activities within a few days<sup>5</sup>.



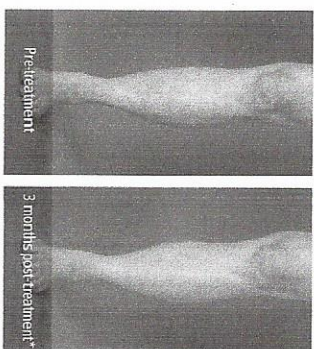
Disposable catheter inserted into vein



Controlled heat collapses vein



Catheter withdrawn closing vein



\*Individual results may vary.

See what the Venefit™ procedure can do for your patients

photo courtesy of Vein Institute of the North Shore, Beverly, MA  
This picture shows results of Venefit procedure treatment only. Cosmetic improvements may occur sooner with adjunctive procedures. Results of 'after' picture is shown 3 months post procedure.

<sup>1</sup> L. H. Rasmussen, M. Laveez, L. Bjoern, B. Vennis, A. Blomings and B. Elid, Randomized Clinical Trial Comparing Endovenous Laser Ablation, Radiofrequency Ablation, Foam Sclerotherapy and Surgical Stripping for Great Saphenous Varicose Veins, British Journal of Surgery Society Ltd, Wiley Online Library, HPRERLINK, <http://www.bjss.co.uk>, March 15, 2011.

<sup>2</sup> Probstle T, et al. Three-year European follow-up of endovenous radiofrequency-powered segmental thermal ablation of the great saphenous vein with or without treatment of calf varicosities. JVS, July 2011.  
<sup>3</sup> "Chronic Venous Insufficiency," Vascular Web, Society for Vascular Surgery, Jan. 2011. Web. 17 Aug. 2012. <<http://www.vascularweb.org/vascularhealth/Pages/chronic-venous-insufficiency.aspx>>.  
<sup>4</sup> Głowacki P, et al. The care of patients with varicose veins and associated chronic diseases: Clinical practice guidelines of the Society for Vascular Surgery and the American Venous Forum. JVS, May 2011.

Photos courtesy of Rajabatra Sarkar, MD, PhD.




## COMPARE TREATMENT OPTIONS

There are new alternatives to the traditional approach of vein ligation and stripping, including the Venefit™ procedure.

In a comparative multi-center study, the ClosureFast™ catheter was shown to be superior to 980nm endovenous laser in the following areas<sup>1</sup>:

- Less limb pain and bruising
- Fewer complications
- Faster improvement in venous clinical severity scores (VCSS)

The ClosureFast™ catheter ablates the vein in 7 cm segments with 20-sec treatment cycles, resulting in vein shrinkage and occlusion. Data from a prospective, multicenter study have shown 93% vein occlusion 3 years post-treatment.<sup>2</sup>



Please contact our practice to discuss your individualized treatment plan for your varicose vein disease.

5799 FONTANOSO WAY  
SAN JOSE, CA  
95138

  
**Total Vein**  
CARE CENTER

KathyLee Santangelo, MD

Phone: 405.739.6596

Fax: 405.869.7012

8855 East Reno, Suite 204

Midwest City, OK 73110

[www.veins-okc.com](http://www.veins-okc.com)

COVIDIEN, COVIDIEN with logo, and Covidien logo are U.S. and internationally registered trademarks of Covidien AG. Other brands are trademarks of a Covidien company. ©2012 Covidien. VTH0153 08/12

**Do you have patients with  
VARICOSE VEINS?**

If yes, your patients may suffer from venous reflux disease. Venous reflux disease is a progressive condition caused by incompetent vein valves in the leg.

